



# Gryphon™ | GPS4400

On-Counter Presentation Scanner



Quick Reference Guide

## **Datalogic ADC, Inc.**

959 Terry Street  
Eugene, OR 97402  
USA

Telephone: (541) 683-5700

Fax: (541) 345-7140

©2013-2015 Datalogic ADC, Inc.

An Unpublished Work - All rights reserved. No part of the contents of this documentation or the procedures described therein may be reproduced or transmitted in any form or by any means without prior written permission of Datalogic ADC, Inc. or its subsidiaries or affiliates ("Datalogic" or "Datalogic ADC"). Owners of Datalogic products are hereby granted a non-exclusive, revocable license to reproduce and transmit this documentation for the purchaser's own internal business purposes. Purchaser shall not remove or alter any proprietary notices, including copyright notices, contained in this documentation and shall ensure that all notices appear on any reproductions of the documentation.

Should future revisions of this manual be published, you can acquire printed versions by contacting your Datalogic representative. Electronic versions may either be downloadable from the Datalogic website ([www.datalogic.com](http://www.datalogic.com)) or provided on appropriate media. If you visit our website and would like to make comments or suggestions about this or other Datalogic publications, please let us know via the "Contact Datalogic" page.

### **Disclaimer**

Datalogic has taken reasonable measures to provide information in this manual that is complete and accurate, however, Datalogic reserves the right to change any specification at any time without prior notice.

Datalogic and the Datalogic logo are registered trademarks of Datalogic S.p.A. in many countries, including the U.S.A. and the E.U. All other brand and product names may be trademarks of their respective owners.

### **Patents**

See [www.patents.datalogic.com](http://www.patents.datalogic.com) for patent list.

**See the Regulatory Addendum included with your product for additional regulatory, safety and legal information.**



# Table of Contents

Reading a Bar Code .....	2
Setting Up the Reader .....	3
USB Interface .....	4
Attaching/Detaching the Stand .....	6
Programming .....	7
Using Programming Bar Codes .....	7
Configure Other Settings .....	7
Resetting Product Defaults .....	8
Aiming System .....	8
Good Read Green Spot Duration .....	9
Operating Modes .....	10
Technical Features .....	12
Host Interface Connections .....	16
LED and Beeper Indications .....	17
Indicators .....	18
Error Codes .....	21
GPS4400 Dimensions .....	22
Ergonomic Recommendations .....	24
Cleaning .....	25
Datalogic ADC Limited Factory Warranty .....	26
Services and Support .....	29
Products .....	29
Service & Support .....	29
Contact Us .....	29

---

# NOTES

---

## DATALOGIC ADC, INC.

### END USER SOFTWARE LICENSE AGREEMENT (EULA) FOR THE GRYPHON™ GPS44XX

Notice to End User: There are two types of software covered by this END USER LICENSE AGREEMENT ("EULA"): (1) The Datalogic Product you have acquired contains embedded software ("Embedded Software") which is integral to the Product's operation; and (2) Optional Application Software provided to you on an optional basis ("Application Software"). Embedded Software and Application Software are collectively referred to as "Software" and are subject to the terms and conditions contained in this EULA. Software is provided only for use with, and for authorized end users of, the Datalogic Gryphon™ GPS44XX ("Product"). Portions of the Embedded Software include or operate with Open Source software or libraries ("Open Source"). Use of Open Source is subject to the Open Source licenses entitled "GPS44XX.zip" available at the following website: [http://www.datalogic.com/software\\_lan\\_sb2783\\_1.html](http://www.datalogic.com/software_lan_sb2783_1.html).

This End User Software License Agreement ("Agreement") is a legally binding agreement governing the licensing of the Software and Documentation by Datalogic ADC, Inc. and its Affiliates ("Datalogic") to the entity or person who has purchased or otherwise acquired a Datalogic Product ("End User"). For purposes of this Agreement, any software that is associated with a separate end-user license agreement is licensed to you under the terms of that license agreement. Datalogic and End User hereby agree as follows:

#### 1. Definitions.

- 1.1 "Affiliate" means a business entity currently existing or later acquired that controls, is controlled by, or is under common control with Datalogic S.p.A.
- 1.2 "Documentation" means materials such as user's guides, program reference guides, quick reference guides, manuals, or similar materials associated with or related to the Datalogic Product, whether in printed, "online", or other form.
- 1.3 "Proprietary Information" means: (a) source code, object code, software, documentation, and any related internal design, system design, data base design, algorithms, technology, technical data or information, implementation techniques, and trade secrets related to the Software, (b) any other trade secrets marked appropriately or identified as proprietary or confidential, and (c) any information that End User, under the circumstances, should recognize as confidential. Proprietary Information does not include any information that the receiving party can establish was (1) in the public domain, (2) already in the receiving party's possession or rightfully known prior to receipt, (3) rightfully learned from a third party not in violation of any other's proprietary rights, or (4) independently developed without access to Proprietary Information.
- 1.4 "Datalogic Product" means the Datalogic® Gryphon™ GPS44XX series scanner product, including all embedded Software in and all Documentation related to such product, which has been purchased or otherwise acquired by End User, whether obtained directly or indirectly from Datalogic.
- 1.5 "Software" means any software or computer programs of Datalogic or its third party licensors in machine readable form which is embedded in the Datalogic Product, whether obtained directly or indirectly from Datalogic, including any replacement, update, upgrade, enhancement or modification.

#### 2. Scope Of License Granted.

- 2.1 Datalogic grants to End User a non-exclusive, non-transferable, perpetual license to use the Software, solely on the Datalogic Product in which it is embedded ("designated Datalogic Product"), in machine-readable form only, solely for End User's internal business purposes. This Agreement does not convey ownership of the Software to End User. Title to the Software shall be and remain with Datalogic or the third party from whom Datalogic has obtained a licensed right. As used in this Agreement, the term "purchase" or its equivalents when applied to the Software shall mean "acquire under license." End User is not entitled to receipt or use of the source code to any Software.

- 
- 2.2 End User shall not copy, modify, decompile, disassemble, reverse engineer, or otherwise reproduce or remanufacture the Software, whether modified or unmodified, nor sell, assign, sublicense, distribute, lend, rent, give, or otherwise transfer the Software to any other person or organization, for purposes other than as expressly provided in this Agreement, without Datalogic's prior written consent.

### **3. Transfers, Support.**

- 3.1 Any copying, installing, reproduction, remanufacture, reverse engineering, electronic transfer, or other use of the Software on other than the designated Datalogic Product will be a material breach of this Agreement. However, Datalogic may elect not to terminate this Agreement or the granted licenses, but instead may elect to notify End User that End User is deemed to have ordered and accepted a license for each breaching use. End User shall pay Datalogic the applicable list price for such licenses as of the date of such breach.
- 3.2 End User shall not sell, assign, sublicense, distribute, lend, rent, give, or otherwise transfer the Datalogic Product to any third party unless such third party agrees with Datalogic in writing to be bound by the terms and conditions of this Agreement. Any such transfer of the Datalogic Product absent such agreement shall be null and void.
- 3.3 End User may obtain support for Software from Datalogic at Datalogic's standard support fees and under Datalogic's standard support terms and conditions in effect at the time the support is requested.

### **4. Intellectual Property.**

End User acknowledges that the Software constitutes valuable trade secrets of Datalogic or Datalogic's third party licensors and that the Software is protected by intellectual property laws and treaties. The license set forth in this Agreement does not transfer to End User any ownership of Datalogic's or its third party licensors' copyrights, patents, trademarks, service marks, trade secrets, or other intellectual property rights and End User shall have no right to commence any legal actions to obtain such rights. End User shall not remove, modify, or take any other action that would obscure any copyright, trademark, patent marking, or other intellectual property notices contained in or on the Datalogic Product.

### **5. Proprietary Information.**

- 5.1 End User acknowledges that Proprietary Information is the confidential, proprietary, and trade secret property of Datalogic and Datalogic's third party licensors and End User acquires no right or interest in any Proprietary Information.
- 5.2 End User shall not disclose, provide, or otherwise make available the Proprietary Information of Datalogic or its third party licensors to any person other than End User's authorized employees or agents who are under confidentiality agreement, and End User shall not use the Proprietary Information other than in conjunction with use of the Datalogic Product exclusively for End User's internal business purposes. End User shall take steps to protect the Proprietary Information no less securely than if it were End User's own intellectual property.
- 5.3 The provisions of this Proprietary Information Section shall survive and continue for five (5) years after the termination of this Agreement.

### **6. Limited Warranty.**

- 6.1 Datalogic warrants that, under normal use and operation, the Datalogic Product will conform substantially to the applicable Documentation for the period specified in the Documentation. During this period, for all reproducible nonconformities for which Datalogic has been given written notice, Datalogic will use commercially reasonable efforts to remedy nonconformities verified by Datalogic. End User agrees to supply Datalogic with all reasonably requested information and assistance necessary to help Datalogic in remedying such nonconformities. For all defects reported to Datalogic within the warranty period, Datalogic's liability is limited to providing End User with one copy of corrections or responding to End User's problem reports according to Datalogic's standard assistance practices. Datalogic does not warrant

---

that the product will meet End User's requirements or that use of the product will be uninterrupted or error free, or that Datalogic's remedial efforts will correct any nonconformance. This limited warranty does not cover any product that have been subjected to damage or abuse, whether intentionally, accidentally, or by neglect, or to unauthorized repair or unauthorized installation, and shall be void if End User modifies the product, uses the product in any manner other than as established in the Documentation, or if End User breaches any of the provisions of this Agreement.

- 6.2 EXCEPT AS PROVIDED IN THIS AGREEMENT, THE DATALOGIC PRODUCT IS PROVIDED "AS IS" AND DATALOGIC MAKES NO WARRANTIES OF ANY KIND, EXPRESS OR IMPLIED, WRITTEN OR ORAL, WITH RESPECT TO THE PRODUCT, AND SPECIFICALLY DISCLAIMS THE IMPLIED WARRANTIES OF MERCHANTABILITY AND FITNESS FOR A PARTICULAR PURPOSE.

## **7. Infringement.**

- 7.1 Datalogic will defend End User against any claim in a lawsuit that the Datalogic Product furnished hereunder infringe a United States patent or copyright of a third party and Datalogic will pay any damages finally awarded against End User by a court of competent jurisdiction that are attributable to such claim or will pay End User's part of any settlement that is attributable to such claim, provided, that 1) End User notifies Datalogic promptly in writing of the claim, 2) Datalogic controls the defense or settlement of the claim, and 3) End User cooperates fully with Datalogic in such defense or settlement. All notices of a claim should be sent to Datalogic ADC, Inc., Legal Department, 959 Terry Street, Eugene, OR 97402.
- 7.2 In the defense or settlement of any such claim, Datalogic may, at its option, 1) procure for End User the right to continue using the Datalogic Product, 2) modify the Datalogic Product so that it becomes non-infringing, 3) replace the Datalogic Product with an equivalent product not subject to such claim, or 4) provide End User an opportunity to return the Datalogic Product and receive a refund of the purchase price paid, less a reasonable allowance for use.
- 7.3 Datalogic shall have no liability to End User for claims of infringement based upon 1) the use of any Datalogic Product in combination with any product which Datalogic has not either furnished or authorized for use with such Datalogic Product 2) the use of any Datalogic Product designed, manufactured, or modified to the specifications of End User, or 3) End User's modification of the Datalogic Product without written authorization from Datalogic.
- 7.4 THE FOREGOING STATES DATALOGIC'S COMPLETE AND ENTIRE OBLIGATION CONCERNING CLAIMS OF PATENT, COPYRIGHT, OR OTHER INTELLECTUAL PROPERTY INFRINGEMENT, CANCELS AND SUPERCEDES ANY PRIOR AGREEMENTS, WHETHER ORAL OR WRITTEN, BETWEEN THE PARTIES CONCERNING SUCH CLAIMS, AND WILL NOT BE MODIFIED OR AMENDED BY ANY PAST, CONTEMPORANEOUS, OR FUTURE AGREEMENTS OR DEALINGS BETWEEN THE PARTIES, WHETHER ORAL OR WRITTEN, EXCEPT AS SET FORTH IN A FUTURE WRITING SIGNED BY BOTH PARTIES.

## **8. Limitation Of Liability.**

EXCEPT AS PROVIDED IN SECTION 7, DATALOGIC SHALL NOT BE LIABLE FOR ANY CLAIMS AGAINST END USER BY ANY OTHER PARTY. IN NO EVENT SHALL DATALOGIC'S LIABILITY FOR DAMAGES, IF ANY, WHETHER BASED UPON CONTRACT, TORT (INCLUDING NEGLIGENCE), PRODUCT LIABILITY, STRICT LIABILITY, WARRANTY, OR ANY OTHER BASIS, EXCEED THE PRICE OR FEE PAID BY END USER FOR THE DATALOGIC PRODUCT. UNDER NO CIRCUMSTANCES SHALL DATALOGIC BE LIABLE TO END USER OR ANY THIRD PARTY FOR LOST PROFITS, LOST DATA, INTERRUPTION OF BUSINESS OR SERVICE, OR FOR ANY OTHER SPECIAL, CONSEQUENTIAL, CONTINGENT, INDIRECT, INCIDENTAL, PUNITIVE, EXEMPLARY, OR OTHER SIMILAR DAMAGES, EVEN IF DATALOGIC HAS BEEN ADVISED OF THE POSSIBILITY OF SUCH DAMAGES.

## **9. Government Restricted Rights; International Use.**

- 9.1 Use, duplication, or disclosure of the Software by the U.S. Government is subject to the restrictions for computer software developed at private expense as set forth in the U.S.

---

Federal Acquisition Regulations at FAR 52.227-14(g), or 52.227-19 or in the Rights in Technical Data and Computer Software clause at DFARS 252.227-7013(c)(1)(ii), whichever is applicable.

- 9.2 If End User is using the Datalogic Product outside of the United States, End User must comply with the applicable local laws of the country in which the Datalogic Product is used, with U.S. export control laws, and with the English language version of this Agreement. The provisions of the "United Nations Convention on International Sale of Goods" shall not apply to this Agreement.

## **10. Termination.**

- 10.1 Either party may terminate this Agreement or any license granted under this Agreement at any time upon written notice if the other party breaches any provision of this Agreement.
- 10.2 Upon termination of this Agreement, End User immediately shall cease using any nonembedded software and shall return to Datalogic or destroy all non-embedded software covered by this Agreement, and shall furnish Datalogic with a certificate of compliance with this provision signed by an officer or authorized representative of End User. For embedded software, End User agrees to sign a waiver prepared by Datalogic concerning further use of the embedded Software. End User's resumed or continued use of the embedded Software after termination shall constitute End User's agreement to be bound by the terms and conditions of this Agreement for such use.

## **11. General Provisions.**

- 11.1 Entire Agreement; Amendment. This document contains the entire agreement between the parties relating to the licensing of the Software and supersedes all prior or contemporaneous agreements, written or oral, between the parties concerning the licensing of the Software. This Agreement may not be changed, amended, or modified except by written document signed by Datalogic.
- 11.2 Notice. All notices required or authorized under this Agreement shall be given in writing, and shall be effective when received, with evidence of receipt. Notices to Datalogic shall be sent to the attention of Contract Administration, Datalogic ADC, Inc., 959 Terry Street, Eugene, OR 97402, or such other address as may be specified by Datalogic in writing.
- 11.3 Waiver. A party's failure to enforce any of the terms and conditions of this Agreement shall not prevent the party's later enforcement of such terms and conditions.
- 11.4 Governing Law; Venue: This Agreement and the rights of the parties hereunder shall be governed by and construed in accordance with the laws of the State of Oregon U.S.A, without regard to the rules governing conflicts of law. The state or federal courts of the State of Oregon located in either Multnomah or Lane counties shall have exclusive jurisdiction over all matters regarding this Agreement, except that Datalogic shall have the right, at its absolute discretion, to initiate proceedings in the courts of any other state, country, or territory in which End User resides, or in which any of End User's assets are located.
- 11.5 Attorneys' Fees. In the event an action is brought to enforce the terms and conditions of this Agreement, the prevailing party shall be entitled to reasonable attorneys' fees, both at trial and on appeal.

- END -

## **Software Product Policy**

Datalogic reserves the right to ship its products with the latest version of software/firmware available. This provides our customers with the very latest in Datalogic software technology.

The only exception to this policy is when the buyer has a signed contract with Datalogic that clearly defines the terms and conditions for making software/firmware changes in products shipped to the buyer. To arrange for a Software Maintenance and Support Agreement please contact your Datalogic sales person.





## Gryphon GPS4400

### On-Counter Presentation Scanner

The Gryphon™ 4400 series represents a premium level in bar code data collection devices from Datalogic using advanced imaging technology. The GPS4400 countertop presentation scanner offers hands-free scanning of small, easily handled items and handheld scanning operation for bulkier items. The reader's compact size makes it the ideal solution for space-constrained environments.

With a precise reading area, it is perfect for hands-free or handheld scanning and helps reduce accidental misreads of items caused by stray laser scan lines - improving productivity and customer satisfaction.

Its aggressive imaging performance and intuitive operation reduces user training and speeds checkout for better customer service.

The GPS4400 2D bar code scanner module features outstanding near-field reading, a wide angle field-of-view, high motion tolerance, snappy reading, and also offers excellent performance when decoding poor or damaged bar codes. As with all Gryphon readers, the GPS4400 reader offers good-read visual confirmation with Datalogic's patented 'Green Spot' technology as well as supporting advanced features like image capture.

User comfort is maximized with the GPS4400 OEM module's steady, deep red illumination light. Easier on the eyes than competitive products with flicker illumination, the highly visible 4-Dot aimer defines a precise reading zone and reduces accidental reads. The aimer's center cross provides a locator for targeted scanning in a multiple bar code environment.

The GPS4400 omni-directional reading provides quick decoding performance on all common 1D and 2D codes as well as postal, stacked and composite codes like PDF417.

For mobile marketing or ticketing applications, this imager also offers excellent performance when reading bar codes from mobile devices. The GPS4400 eliminates the need for separate equipment with signature capture and document scanning capabilities.

The GPS4400 supports several modes that can be used as a trigger. This module has the ability to automatically sense objects and trigger itself. A continuous scan mode captures data whenever a bar code passes into its field-of-view.

The reader can also be triggered remotely through software commands. The GPS4400 bar code scanner supports an RS-232 serial interface or a USB (USB-HID or USB COM) interface.

## Reading a Bar Code

The Gryphon GPS4400 can be used as either a hands-free presentation scanner or a handheld. Read a bar code label by presenting the label to the scanner, or by moving the scanner toward the target. Center the aiming pattern and illumination system to capture and decode the image. The aiming system will briefly switch off after the acquisition time, and if no code is decoded will switch on again before the next acquisition. The illumination will remain on until the symbol is decoded.

# Setting Up the Reader

Scan the appropriate bar code for your reader's interface type from the following section.

## RS-232 Interface

RS-232 standard interface



Select RS-232 STD

RS-232 Wincor-Nixdorf



Select RS-232 W-N

RS-232 for use with OPOS/UPOS/JavaPOS



Select RS-232 OPOS

## USB Interface

The reader attaches directly to a USB host or a powered USB hub, and is powered by it. No additional power supply is required. The reader auto-detects the USB and defaults to the USB-KBD interface.

To simulate a Keyboard, scan the bar code below:



Interface Selection: USB-KBD

Select USB Keyboard with alternate key encoding:



USB Alternate Keyboard

Select USB Keyboard for Apple computers:



USB-KBD-APPLE

To simulate a serial interface, scan the bar code below:



Interface Selection: USB-COM



**IMPORTANT**

**Download the correct USB COM driver from:**  
<http://www.datalogic.com>.

USB-OEM (for use with OPOS/UPOS/JavaPOS):

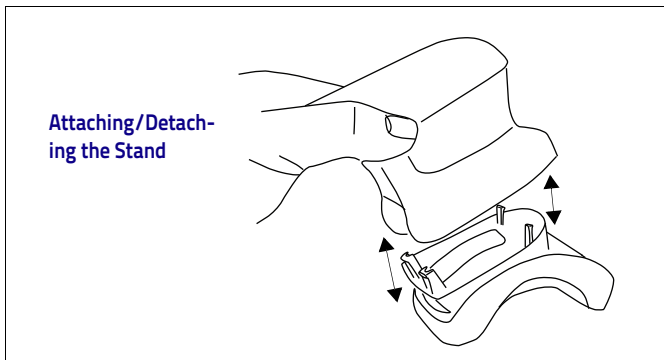


Select USB-OEM

## Attaching/Detaching the Stand

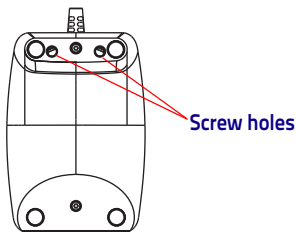
The reader can be removed or attached to the stand simply by snapping on or off. To attach, align the holes on the bottom of the scanner with the posts on the stand and push down to snap in place. To remove, just pull straight up to detach the reader from the base.

For specific size information, see [GPS4400 Dimensions](#) on page 22.



If desired, the stand can be mounted to a stationary surface using two screws.

Stand bottom



# Programming

The reader is factory-configured with a set of standard default features or loaded with a custom configuration, depending upon the model ordered. After scanning the interface bar code from the Interfaces section (if necessary), you can select other options and customize your reader through use of the programming bar codes available in the Gryphon I GPS4400 Product Reference Guide (PRG).

Programming can also be performed using the Datalogic Aladdin™ Configuration application, which is downloadable from the Datalogic website listed on the back cover of this manual. This multi-platform utility program allows device configuration using a PC. It communicates with the device using a serial or USB cable, and can also create configuration bar codes to print.

## Using Programming Bar Codes

This manual contains bar codes which allow you to reconfigure your reader. Some programming bar code labels, like the one for [Resetting Product Defaults on page 8](#), require only the scan of that single label to enact the change.

Other bar codes require the reader to be placed in Programming Mode prior to scanning them. Scan an ENTER/EXIT bar code once to enter Programming Mode; scan the desired parameter settings; scan the ENTER/EXIT bar code again to accept your changes, which exits Programming Mode and returns the reader to normal operation.

## Configure Other Settings

Additional programming bar codes are available in the PRG to allow for customizing programming features. If your installation requires different programming than the standard factory default settings, refer to the PRG.

## Resetting Product Defaults

If you aren't sure what programming options are in your reader, or you've changed some options and want your default settings restored, scan the bar code below to reset the reader to its initial configuration.



### NOTE

**Defaults are based on the interface type. Be sure your reader is configured for the correct interface before scanning this label.**



Restore Custom Default Settings

The product can also be restored to its original factory default settings. Reference the PRG for this option, and for a list of standard factory settings.

## Aiming System

A number of options for customizing control of the Aiming System are available. See the PRG for more information and programming bar codes.



## Good Read Green Spot Duration

Successful reading can be signaled by a good read green spot. Use the bar codes that follow to specify the duration of the good read pointer beam after a good read.

---

---



ENTER/EXIT PROGRAMMING MODE

---

---



Disabled



♦ Short (300 ms)



Medium (500 ms)



Long (800 ms)

## Operating Modes

The reader can operate in one of several scanning modes.



### NOTE

See the PRG for further information on the operation of reading modes, and additional programmable features.

**On Line (Single Trigger):** Scanning is manually activated when the trigger button is pushed.

**Serial On Line:** Scanning is initiated by command sent through the host interface (manual triggering can be enabled in this read mode through option setting).

**Automatic (Always On):** Scanning is continually on.

**Automatic (Object Sense):** Scanning is turned on automatically when an item is placed in the reader's field of view.



---

ENTER/EXIT PROGRAMMING MODE

---



On Line (Single Trigger)

---

## Operating Modes (continued)



Serial On Line



Automatic (Always On)



◆ Automatic (Object Sense)

# Technical Features

Item	Description	
Physical Characteristics		
Color	White/Gray Dark Gray/Black	
Dimensions	Without Stand Height: 74 mm Length: 95 mm Width: 64 mm	With Stand Height: 121 mm Length: 107 mm Width: 73 mm
Weight	Without Stand: 295.0 g / 10.4 oz	With Stand: 178.0 g / 6.3 oz
Electrical Characteristics		
Input Voltage	5 VDC ± 5% Overvoltage tolerant to 14VDC	

Item	Description
<b>Current &amp; Power Consumption</b>	
Input current at 5V in Automatic (Object Sense) Reading Mode	
Operating (typical)	<180 mA
Operating (max)	<200 mA
Operating (peak*)	<300 mA
Idle/standby (typical)	55 mA (OnLine & Serial OnLine Modes) 105 mA (Automatic Object Sense Mode) No idle in Automatic Mode
* Peak hold sample time 100mS	

Performance Characteristics					
Nominal Frame Rate	53 frames/second				
Light Source	Dual Red LEDs				
Roll (Tilt) Tolerance	Up to ± 180°				
Pitch Tolerance	± 40°				
Skew (Yaw) Tolerance	± 40°				
Print Contrast Minimum	25% minimum reflectance				
Field of View	40° H x 26° V				
Depth of Field (Typical)		cm		inches	
		NF	FF	NF	FF
	Code 39 4mil	4.2	15.4	1.7	6.0
	Code 39 5mil	2.6	18.8	1.0	7.4
	Code 39 10mil	0.0	37.9	0.0	14.9
	Code 39 20mil	0.0	57.1	0.0	22.5
	EAN 7.5mil	1.2	25.5	0.5	10.0
	EAN 13mil	0.8	42.2	0.3	16.6
	PDF-417 6.6mil	1.6	13.7	0.6	5.4
	PDF-417 10mil	0.0	22.4	0.0	8.8
	PDF-417 15mil	0.0	34.6	0.0	13.6
	DataMatrix 10mil	2.3	14.5	0.9	5.7
	DataMatrix 15mil	0.0	23.2	0.0	9.1
	QR Code 10mil	2.3	14.3	0.9	5.6
	QR Code 15mil	0.0	23.0	0.0	9.0
Minimum Element Width	1D Min Resolution = 4 mil PDF-417 Min Resolution = 5 mil Datamatrix Min Resolution= 7 mil				
* 13 mils DOF based on EAN. All others are Code 39. All labels grade A, minimum illumination 100 lux, 20°C, label inclination 10°, static reading.					

## Decode Capability

### 1D Bar Codes

UPC/EAN/JAN (A, E, 13, 8); UPC/EAN/JAN (including P2 /P5); UPC/EAN/JAN (including; ISBN / Bookland & ISSN); UPC/EAN Coupons; Code 39 (including full ASCII); Code 39 Trioptic; Code39 CIP (French Pharmaceutical); LOGMARS (Code 39 w/ standard check digit enabled); Danish PPT; Code 32 (Italian Pharmacode 39); Code 128; Code 128 ISBT; Interleaved 2 of 5; Standard 2 of 5; Interleaved 2 of 5 CIP (HR); Industrial 2 of 5; Discrete 2 of 5; Datalogic 2 of 5 (China Post Code/Chinese 2 of 5); IATA 2of5 Air cargo code; Code 11; Codabar; Codabar (NW7); ABC Codabar; EAN 128; Code 93; MSI; PZN; Plessey; Anker Plessey; GS1 DataBar Omnidirectional; GS1 DataBar Limited; GS1 DataBar Expanded; GS1 DataBar Truncated; DATABAR Expanded Coupon.

### 2D / Stacked Codes

The Gryphon I GPS4400 scanner is capable of decoding the following symbolologies using multiple frames (i.e. Multi-Frame Decoding):  
 Datamatrix; Inverse Datamatrix; Datamatrix is configurable for the following parameters; Normal or Inverted; Square or Rectangular Style; Data length (1 - 3600 characters); Maxicode; QR Codes (QR, Micro QR and Multiple QR Codes); Aztec; Postal Codes - (Australian Post; Japanese Post; KIX Post; Planet Code; Postnet; Royal Mail Code (RM45CC); Intelligent Mail Barcode (IMB); Sweden Post; Portugal Post); LaPoste A/R 39; 4-State Canada; PDF-417; MacroPDF; Micro PDF417; GS1 Composites (1 - 12); Codablock F; French CIP13<sup>a</sup>; GS1 DataBar Stacked; GS1 DataBar Stacked Omnidirectional; GS1 DataBar Expanded Stacked; GS1 Databar Composites; Chinese Sensible Code; Inverted 2D codes<sup>b</sup>.

<sup>a</sup>It is acceptable to handle this with ULE

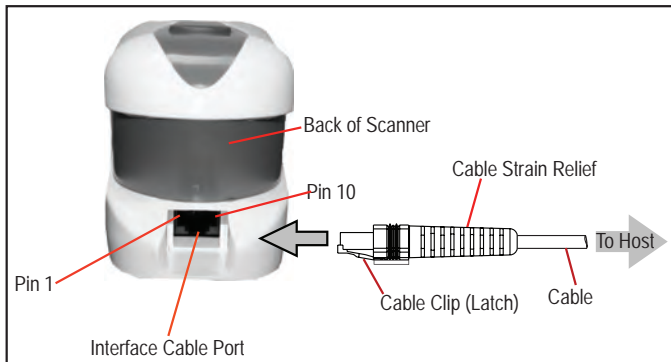
<sup>b</sup>The SW can apply the Normal/Reverse Decoding Control to the following symbolologies: Datamatrix, QR, Micro QR, Aztec and Chinese Sensible Code.

NOTE: The Scanner can also decode mirrored images of 2D matrix codes Data-matrix, QR Code and Maxicode.

<b>Interfaces Supported</b>	RS-232 types: STD, W-N & OPOS USB types: COM, KBD & OEM
<b>User Environment</b>	
Operating Temperature	0° to 50° C (32° to 122° F)
Storage Temperature	-40° to 70° C (-40° to 158° F)
Humidity	Operating: 5% to 90% relative humidity, non condens- ing
Drop specifications	5 drops from 4 feet (1.2 m) to concrete
Ambient Light immunity	Up to 100,000 Lux
Contaminants	IEC529-IP52
ESD Level	16 KV
<b>Regulatory</b>	
LED Emission Class	(IEC-62471:2006-07) Exempt (No Risk) IEC60825-1: 2007
Electrical Safety	IEC/EN60950-1
EMI/EMC	EN55022/EN55024
Laser Safety	IEC Class 2
Wavelength:	650nm
Beam Divergence:	±8°
Pulse Duration:	Continuous Wave
Max Power Output:	1mW Avg.

## Host Interface Connections

The reader auto-detects if a USB host cable is attached at powerup, and switches the host interface to USB in that event.



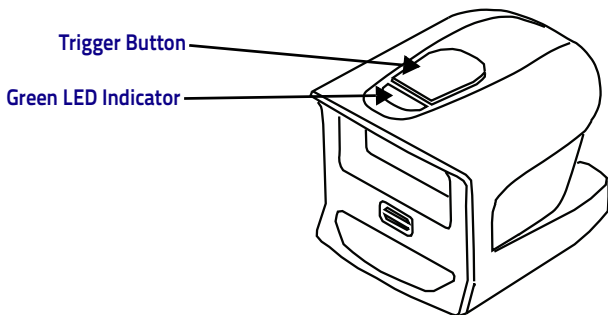
1	RTS	(out) RS-232 Request to Send (output from scanner)
2	D+	USB D Plus
3	D-	USB D Minus
4	GND	Ground
5	RX	RS-232 Receive Data (input to scanner)
6	TX	RS-232 Transmit Data (output from scanner)
7	VCC	+5Vdc
8	NC	No connection
9	NC	No connection
10	CTS	(in) RS-232 Clear To Send (input to scanner)



## LED and Beeper Indications

The top of the product has a button and an indicator LED:

Trigger Button	Press for manual trigger
Green LED ON =	Good Read or trigger button press
Green LED Blinks =	USB enumeration or interface inactive, waiting for change of configuration, during transfer of captured image, or during Flash memory updates



## Indicators

The reader's beeper sounds and its LED illuminates to indicate various functions or errors on the reader. An optional 'Green Spot' also performs useful functions. The following tables list these indications. One exception to the behaviors listed in the tables is that the reader's functions are programmable, and so may or may not be turned on. For example, certain indications such as the power-up beep can be disabled using programming bar code labels.

Indicator	Description	LED	Beeper
Power-up Beep	The reader is in the process of power-ing-up.		Reader beeps four times at highest frequency and volume upon power-up.
Good Read Beep	A label has been successfully scanned by the reader.	LED behavior for this indication is configurable via the feature 'Good Read: When to Indicate' (see the PRG for information.)	The reader will beep once at current frequency, volume, mono/bi-tonal setting and duration upon a successful label scan.
ROM Failure	There is an error in the reader's software/programming	Flashes	Reader sounds one error beep at highest volume.
Limited Scanning Label Read	Indicates that a host connection is not established.	N/A	Reader 'chirps' six times at the highest frequency and current volume.

Indicator	Description	LED	Beeper
Reader Active Mode	The reader is active and ready to scan.	The LED is lit steadily <sup>a</sup>	N/A
Reader Disabled	The reader has been disabled by the host.	The LED blinks continuously	N/A
Green Spot <sup>a</sup> flashes momentarily	Upon successful read of a label, the software shall turn the green spot on for the time specified by the configured value.	N/A	N/A
Image Capture	On when ready to capture image	LED on	N/A
Flash Memory Update	Occurs while update is in progress	LED blinks	

<sup>a</sup>Except when in sleep mode or when a Good Read LED Duration other than 00 is selected

**Programming Mode** - The following indications ONLY occur when the reader is in Programming Mode.

Indicator	Description	LED	Beeper
Label Programming Mode Entry	A valid programming label has been scanned.	LED blinks continuously	Reader sounds four low frequency beeps.
Label Programming Mode Rejection of Label	A label has been rejected.	N/A	Reader sounds three times at lowest frequency and current volume.
Label Programming Mode Acceptance of Partial Label	In cases where multiple labels must be scanned to program one feature, this indication acknowledges each portion as it is successfully scanned.	N/A	Reader sounds one short beep at highest frequency and current volume.
Label Programming Mode Acceptance of Programming	Configuration option(s) have been successfully programmed via labels and the reader has exited Programming Mode.	N/A	Reader sounds one high frequency beep and four low frequency beeps followed by reset beeps.
Label Programming Mode Cancel Item Entry	Cancel label has been scanned.	N/A	Reader sounds two times at low frequency and current volume.

## Error Codes

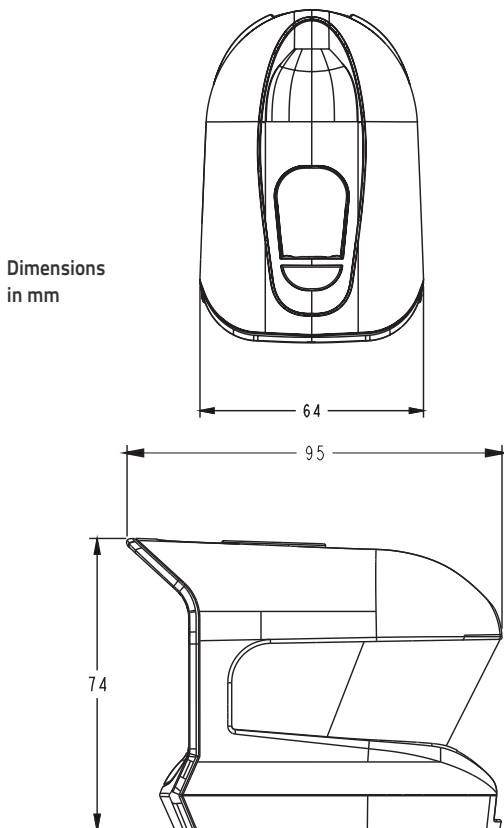
Upon startup, if the reader sounds a long tone, this means the reader has not passed its automatic Selftest and has entered FRU (Field Replaceable Unit) isolation mode. If the reader is reset, the sequence will be repeated. Press and release the trigger to hear the FRU indication code.

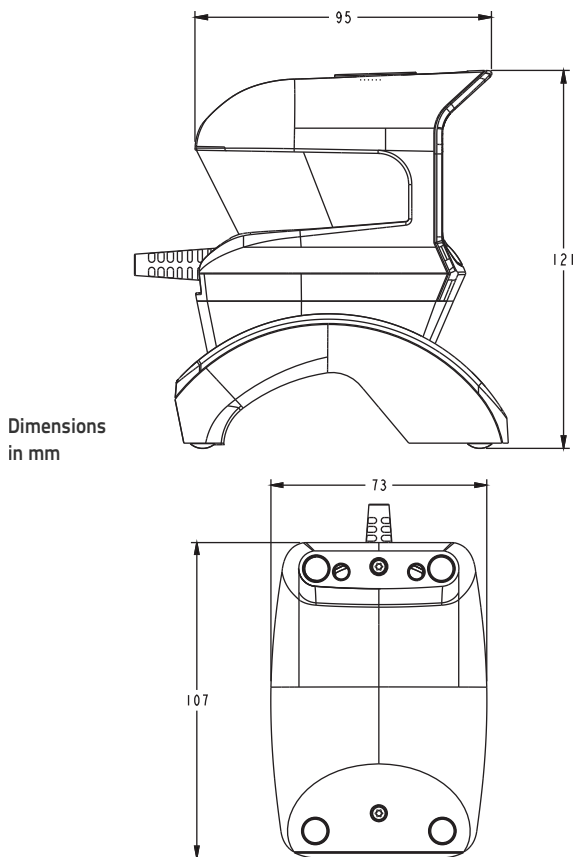
The following table describes the LED flashes/beep codes associated with an error found.

<b>Number of LED Flashes/Beeps</b>	<b>Error</b>	<b>Corrective Action</b>
1	Configuration	Contact Helpdesk for assistance
2	Interface PCB	
6	Digital PCB	
11	Imager	

## GPS4400 Dimensions

Figure 1. GPS4400 Without Stand



**Figure 2. GPS4400 Dimensions With Stand**

## Ergonomic Recommendations



### CAUTION

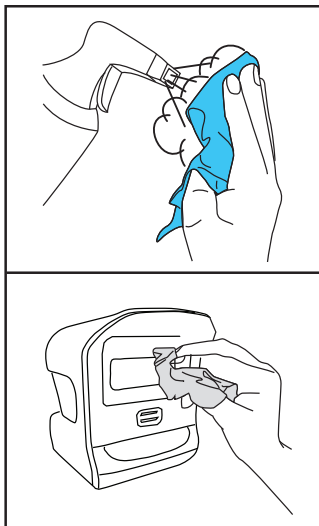
In order to avoid or minimize the potential risk of ergonomic injury follow the recommendations below. Consult with your local Health & Safety Manager to ensure that you are adhering to your company's safety programs to prevent employee injury.

- Reduce or eliminate repetitive motion
- Maintain a natural position
- Reduce or eliminate excessive force
- Keep objects that are used frequently within easy reach
- Perform tasks at correct heights
- Reduce or eliminate vibration
- Reduce or eliminate direct pressure
- Provide adjustable workstations
- Provide adequate clearance
- Provide a suitable working environment
- Improve work procedures.



## Cleaning

Exterior surfaces and scan windows exposed to spills, smudges or debris require periodic cleaning to ensure best performance during scanning.



Use a soft, dry cloth to clean the product. If the product is very soiled, clean it with a soft cloth moistened with a diluted non-aggressive cleaning solution or diluted ethyl alcohol.



### CAUTION

**Do not use abrasive or aggressive cleansing agents or abrasive pads to clean scan windows or plastics.**

**Do not spray or pour liquids directly onto the unit.**

# Datalogic ADC Limited Factory Warranty

## Warranty Coverage

Datalogic warrants to Customer that Datalogic's products will be free from defects in materials and workmanship for a period of 3 years from product shipment. This warranty does not extend to batteries and cables. As consumable items batteries and cables carry a 90 day warranty from time of purchase for DOA (dead on arrival) defects. In order to obtain service under this Warranty, Customer must notify Datalogic of the claimed defect before the expiration of the Warranty period and obtain from Datalogic a return authorization number for return of the product to designated Datalogic service center. If Datalogic determines Customer's claim is valid, Datalogic will repair or replace product without additional charge for parts and labor. Customer shall be responsible for packaging and shipping the product to the designated Datalogic service center, with shipping charges prepaid. Datalogic shall pay for the return of the product to Customer if the shipment is to a location within the country in which the Datalogic service center is located. Customer shall be responsible for paying all shipping charges, duties, taxes, and any other charges for products returned to any other locations.

Datalogic ADC ("Datalogic") hardware products are warranted against defects in material and workmanship under normal and proper use. The liability of Datalogic under this warranty is limited to furnishing the labor and parts necessary to remedy any defect covered by this warranty and restore the product to its normal operating condition. Repair or replacement of product during the warranty does not extend the original warranty term. Products are sold on the basis of specifications applicable at the time of manufacture and Datalogic has no obligation to modify or update products once sold.

If Datalogic determines that a product has defects in material or workmanship, Datalogic shall, at its sole option repair or replace the product without additional charge for parts and labor, or credit or refund the defective products duly returned to Datalogic. To perform repairs, Datalogic may use new or reconditioned parts, components, subassemblies or products that have been tested as meeting applicable specifications for equivalent new material and products. Customer will allow Datalogic to scrap all parts removed from the repaired product. The warranty period shall extend from the date of shipment from Datalogic for the duration published by Datalogic for the product at the time of purchase (Warranty period). Datalogic warrants repaired hardware devices against defects in workmanship

and materials on the repaired assembly for a 90 day period starting from the date of shipment of the repaired product from Datalogic or until the expiration of the original warranty period, whichever is longer. Datalogic does not guarantee, and it is not responsible for, the maintenance of, damage to, or loss of configurations, data, and applications on the repaired units and at its sole discretion can return the units in the 'factory default' configuration or with any software or firmware update available at the time of the repair (other than the firmware or software installed during the manufacture of the product). Customer accepts responsibility to maintain a back up copy of its software and data.

## Warranty Claims Process

In order to obtain service under the Factory Warranty, Customer must notify Datalogic of the claimed defect before the expiration of the applicable Warranty period and obtain from Datalogic a return authorization number (RMA) for return of the product to a designated Datalogic service center. If Datalogic determines Customer's claim is valid, Datalogic will repair or replace product without additional charge for parts and labor. Customer shall be responsible for packaging and shipping the product to the designated Datalogic service center, with shipping charges prepaid. Datalogic shall pay for the return of the product to Customer if the shipment is to a location within the country in which the Datalogic service center is located. Customer shall be responsible for paying all shipping charges, duties, taxes, and any other charges for products returned to any other locations. Failure to follow the applicable RMA policy, may result in a processing fee. Customer shall be responsible for return shipment expenses for products which Datalogic, at its sole discretion, determines are not defective or eligible for warranty repair.

## Warranty Exclusions

The Datalogic Factory Warranty shall not apply to:

- (i) any product which has been damaged, modified, altered, repaired or upgraded by other than Datalogic service personnel or its authorized representatives;
- (ii) any claimed defect, failure or damage which Datalogic determines was caused by faulty operations, improper use, abuse, misuse, wear and tear, negligence, improper storage or use of parts or accessories not approved or supplied by Datalogic;
- (iii) any claimed defect or damage caused by the use of product with any other instrument, equipment or apparatus;

- (iv) any claimed defect or damage caused by the failure to provide proper maintenance, including but not limited to cleaning the upper window in accordance with product manual;
- (v) any defect or damage caused by natural or man-made disaster such as but not limited to fire, water damage, floods, other natural disasters, vandalism or abusive events that would cause internal and external component damage or destruction of the whole unit, consumable items;
- (vi) any damage or malfunctioning caused by non-restoring action as for example firmware or software upgrades, software or hardware reconfigurations etc.;
- (vii) the replacement of upper window/cartridge due to scratching, stains or other degradation and/or
- (viii) any consumable or equivalent (e.g., cables, power supply, batteries, keypads, touch screen, triggers etc.).

### No Assignment

Customer may not assign or otherwise transfer its rights or obligations under this warranty except to a purchaser or transferee of product. No attempted assignment or transfer in violation of this provision shall be valid or binding upon Datalogic.

DATALOGIC'S LIMITED WARRANTY IS IN LIEU OF ALL OTHER WARRANTIES, EXPRESS OR IMPLIED, ORAL OR WRITTEN, STATUTORY OR OTHERWISE, INCLUDING, WITHOUT LIMITATION, ANY IMPLIED WARRANTIES OF MERCHANTABILITY, FITNESS FOR A PARTICULAR PURPOSE, OR NONINFRINGEMENT. DATALOGIC SHALL NOT BE LIABLE FOR ANY DAMAGES SUSTAINED BY CUSTOMER ARISING FROM DELAYS IN THE REPLACEMENT OR REPAIR OF PRODUCTS UNDER THE ABOVE. THE REMEDY SET FORTH IN THIS WARRANTY STATEMENT IS THE CUSTOMER'S SOLE AND EXCLUSIVE REMEDY FOR WARRANTY CLAIMS. UNDER NO CIRCUMSTANCES WILL DATALOGIC BE LIABLE TO CUSTOMER OR ANY THIRD PARTY FOR ANY LOST PROFITS, OR ANY INCIDENTAL, CONSEQUENTIAL IN-DIRECT, SPECIAL OR CONTINGENT DAMAGES REGARDLESS OF WHETHER DATALOGIC HAD ADVANCE NOTICE OF THE POSSIBILITY OF SUCH DAMAGES.

### Risk of Loss

Customer shall bear risk of loss or damage for product in transit to Datalogic. Datalogic shall assume risk of loss or damage for product in Datalogic's possession. In the absence of specific written instructions for the return of product to Customer, Datalogic will select the carrier, but Datalogic shall not thereby assume any liability in connection with the return shipment.

# Services and Support

Datalogic provides several services as well as technical support through its website. Log on to [www.datalogic.com](http://www.datalogic.com) and click on the links indicated for further information.

## Products

Search through the links to arrive at your product page where you can download specific **Manuals** and **Software & Utilities**, including:

- **Datalogic Aladdin™**, a multi-platform utility program that allows for both RS-232 and USBCOM communications interfacing. The GUI-based application provides an easy mechanism for setting scanner configuration, as well as configuration bar code printing.

## Service & Support

- **Technical Support** - Product documentation and programming guides and Technical Support Department in the world
- **Service Programs** - Warranty Extensions and Maintenance Agreements
- **Repair Services** - Flat Rate Repairs and Return Material Authorization (RMA) Repairs
- **Downloads** – Manuals & Documentation, Data Sheets, Product Catalogues, etc.

## Contact Us

- Information Request Form and Sales & Service Network

# NOTES





[www.datalogic.com](http://www.datalogic.com)

©2013-2015 Datalogic ADC, Inc. ■ All rights reserved.  
Datalogic and the Datalogic logo are registered trademarks of Datalogic S.p.A. in many countries, including the U.S.A. and the E.U.

**Datalogic ADC, Inc.**

959 Terry Street | Eugene | OR 97402 | USA  
Telephone: (1) 541-683-5700 | Fax: (1) 541-345-7140



820069414

(Rev B)

March 2015